



Version

1

User Manual and Installation Guide

www.u-tron.com



DESIGNED, DEVELOPED AND MANUFACTURED BY

U-Tron (Beijing) Electronics Co. Ltd.,

In Association with:

Soltron Inc.,

© U-Tron (Beijing) Electronics Co. Ltd.,
10 Langjiayuan East 5th Floor
Beijing, China 100022
Phone (86) 10-6568-2990. Website: [Http://www.u-tron.com](http://www.u-tron.com)



Table of Contents

Soltron/U-Tron Light Bars.....	1
Technical Specifications.....	2
And comes with the following Options:.....	2
Microwave Sensors	2
Mini Bar 10 1000lm 10W CR5	3
Mini Bar 14, 1420 lm 10W CR5.....	4
Light Bar 20, 2000 lm 20W CR5	5
Light Bar 40, 4000 lm 40W CR5	6
Light Bar 60, 6000 lm 60W CR5	7
Installation Information.....	8
Warranty	11





Soltron/U-Tron Light Bars

This high procession light by U-Tron are designed for multiple applications such as urban farming, factory lighting, security lighting, general purpose house lights and the list can go on and on. The new MW sensors just make it even better. You can use the Microwave sensor and set it up in any way its fits your needs. U-Tron uses its signature light bar design that allows for maximum heat dissipation, amazing coverage and an unbelievable efficiency. You can hang this light, mount it or attach to most anything high procession lights by U-Tron are multifunctional. The mini bar is designed to be an ideal solution for areas where a lot of light is required, but space is limited. They are great for emergency exit lights, factory work station lights and other general lighting applications. The Cultivar Plant growing lights have been designed to help plants grow indoors. The color green is minimized to better use the energy. This solution allows for urban farming and will help to increase food production world wide. Plus, it saves energy compared to other grow lights found in the market.

KEY
APPLICATION
Underground Garage
Tunnel
Factory Work Area
Corridor Lightings
Security Lightings



ZHAGA consortium gave birth to new concept of interchangeability among the LED manufactures and users. If you buy “A” company Zhaga module and use it in the “B” company Zhaga fixture, in theory all should screws should fit and size should match. Although not all our modules approved by Zhaga but our Light bars meet these entire categories.



U-Tron is an active member of Zhaga consortium: <http://www.zhagastandard.org/>



Technical Specifications

KEY MODELS

Mini Bar 10 and 14,
Light Bar 20 and 40
Long Light Bar 60 and 84
68LB-010-CR5

General Information

Light bar comes in many forms, functions and factors:
Each module is made of 10 or 14 chips depending on the model you have purchased. Each 10 Chips module represent a 1000 Lumen and the 14 chips represent a 1400Lumen.

And comes with the following Options:

Microwave Sensors

Using the Microwave if you have purchased the Lights with the Microwave Sensors Please refer to the section 8: how to program the microwave sensor.

HIGH RELIABILITY 24.1 GHz of microwave sensor reduces false alarms caused by severe weather conditions

Automatic Gain Control circuit
Response time adjustment
Antennae directional adjustment horizontally, 90degrees, vertically 10degrees
Monitor jack output
Pole or wall mount



Mini Bar 10 1000lm 10W CR5

Electrical Characteristics

Wattage 10W

External Input Power Supply Voltage Universal

Life Span 50000hr

Light Characteristics

Efficacy 100 lm/W

Beam Angle 120 D

CCT 5500K

Flux 1120lm

Color Rendering Index: > 70

Product Dimensions

Length 143mm

Width 90mm

Height 77mm

Net Weight Per Piece 400 Grams

Pieces Per Pack 1

Packs Per Carton 10

Temperature & IP

Operating Temp. -40(min), 45(max)C

Storage -40(min), 65(max)C

Indoor versions IP = 55

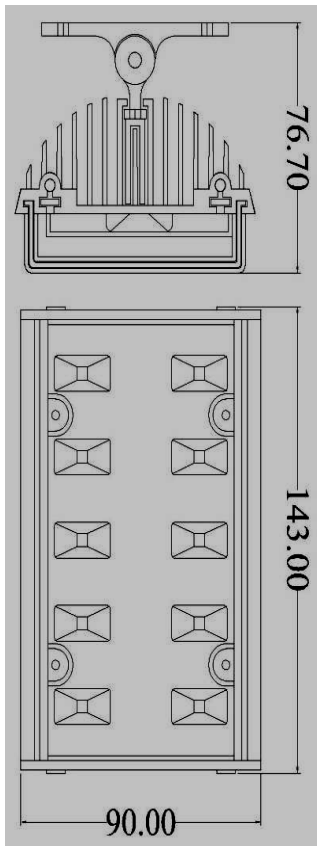
Outdoor Version IP = 65

Ordering Information

Product Number A-68LB-010-CR5

Product Name Mini-Bar 10

Product Ordering Name Mini-Bar 14 5500K 11200lm 10W



Mini Bar 14, 1420 lm 10W CR5

Electrical Characteristics

Wattage 20W

External Input Power Supply Voltage universal

Life Span 50000hr

Light Characteristics

Efficacy 110.78 lm/W

Beam Angle 120 D

CCT 5500K

Flux 1120lm

Color Rendering Index: > 70

Product Dimensions

Length 143mm

Width 90mm

Height 77mm

Net Weight Per Piece 400 Grams

Pieces Per Pack 1

Packs Per Carton 10

Temperature & IP

Operating Temp. -40(min), 45(max)C

Storage -40(min), 65(max)C

Indoor versions IP = 55

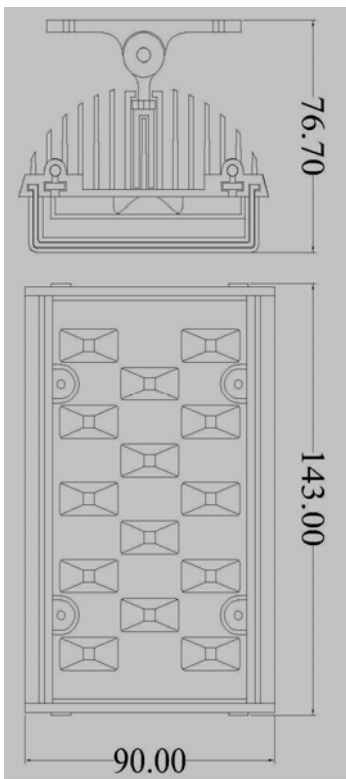
Outdoor Version IP = 65

Ordering Information

Product Number A-68LB-010-CR5

Product Name Mini-Bar 10

Product Ordering Name Mini-Bar 14 5500K 11200lm 10W



Light Bar 20, 2000 lm 20W CR5

Electrical Characteristics

Wattage 20W

External Input Power Supply Voltage universal

Life Span 50000hr

Light Characteristics

Efficacy 110.78 lm/W

Beam Angle 120 D

CCT 5500K

Flux 2000 lm

Color Rendering Index: > 70

Product Dimensions

Length 143mm

Width 90mm

Height 77mm

Net Weight Per Piece 400 Grams

Pieces Per Pack 1

Packs Per Carton 10

Temperature & IP

Operating Temp. -40(min), 45(max)C

Storage -40(min), 65(max)C

Indoor versions IP = 55

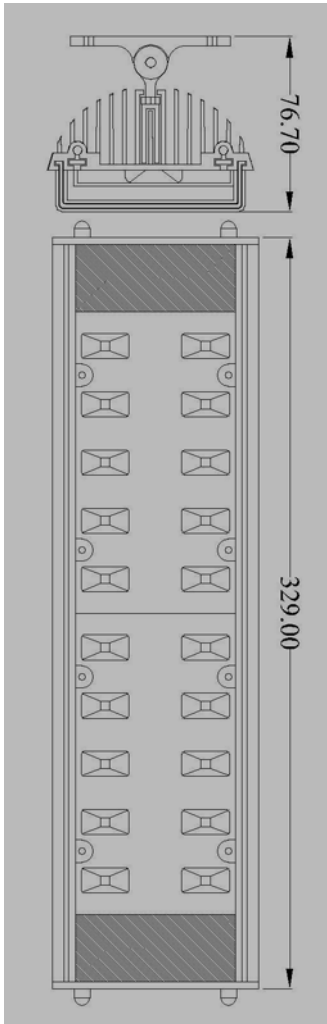
Outdoor Version IP = 65

Ordering Information

Product Number A-68LB-010-CR5

Product Name Mini-Bar 10

Product Ordering Name Mini-Bar 14 5500K 11200lm 10W



Light Bar 40, 4000 lm 40W CR5

Electrical Characteristics

Wattage 20W
External Input Power Supply Voltage universal
Life Span 50000hr

Light Characteristics

Efficacy 110.78 lm/W
Beam Angle 120 D
CCT 5500K
Flux 2000 lm
Color Rendering Index: > 70

Product Dimensions

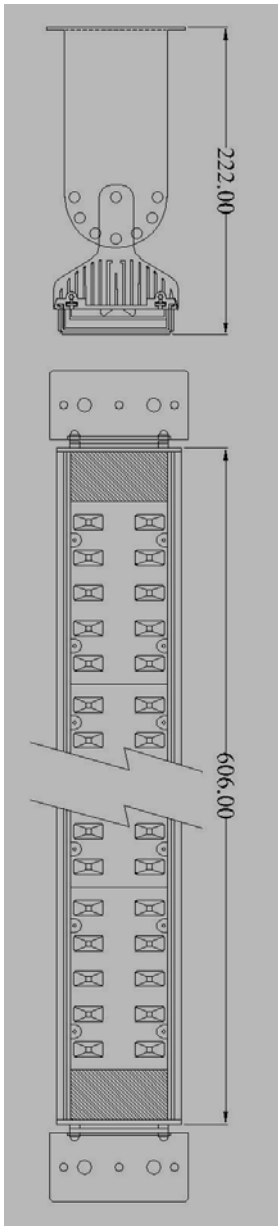
Length 143mm
Width 90mm
Height 77mm
Net Weight Per Piece 400 Grams
Pieces Per Pack 1
Packs Per Carton 10

Temperature & IP

Operating Temp. -40(min), 45(max)C
Storage -40(min), 65(max)C
Indoor versions IP = 55
Outdoor Version IP = 65

Ordering Information

Product Number A-68LB-010-CR5
Product Name Mini-Bar 10
Product Ordering Name Mini-Bar 14 5500K 11200lm 10W



Light Bar 60, 6000 lm 60W CR5

Electrical Characteristics

Wattage 20W
External Input Power Supply Voltage universal
Life Span 50000hr

Light Characteristics

Efficacy 110.78 lm/W
Beam Angle 120 D
CCT 5500K
Flux 2000 lm
Color Rendering Index: > 70

Product Dimensions

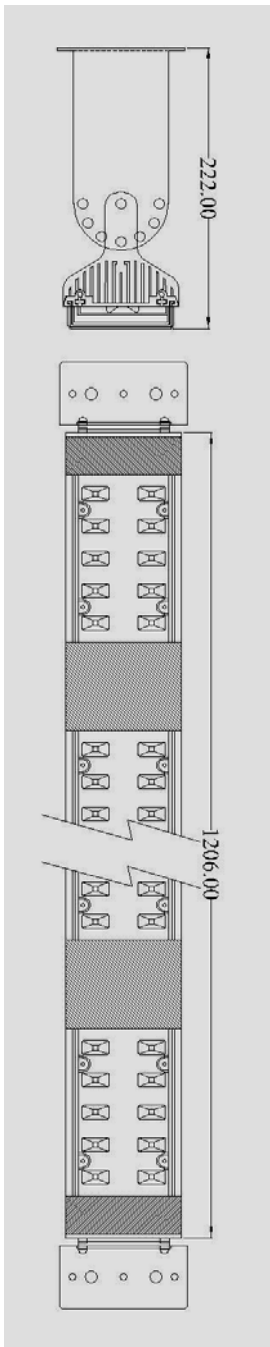
Length 143mm
Width 90mm
Height 77mm
Net Weight Per Piece 400 Grams
Pieces Per Pack 1
Packs Per Carton 10

Temperature & IP

Operating Temp. -40(min), 45(max)C
Storage -40(min), 65(max)C
Indoor versions IP = 55
Outdoor Version IP = 65

Ordering Information

Product Number A-68LB-010-CR5
Product Name Mini-Bar 10
Product Ordering Name Mini-Bar 14 5500K 11200lm 10W



Installation Information

There are several options available depending on your application.



Option 1:
Using the
**Sliding hook with
mating hanger**

This option is recommended for MiniBar Models 10 and 14. It can be used for wall mounting or ceiling mounting. See photo on the left to familiarize with the concept.



Option 2:
Using the
M5 Round Ring for
Ceiling Mount

This option is ideal for hanging the lights from the ceilings. Its recommended for MiniBar Models 10 and 14 and Light Bar models 20 and 40. Not recommended for the Light bars over 1 Meters. This cannot be used for wall mounting.



Option 3:
Using the
Side Panel with
selectable angle.

This option is recommended for Light Bar Models exceeding 2 feet (600mm) up to 4 feet (1200mm). It can be used for wall mounting or ceiling mounting. There are 7 positions for selecting the angle. The long piece must be firmly attached to the wall or ceiling using expandable bolts which are supplied with this option before connecting the lights.

Installation Information (continue)



Option 4:

Using the
Adjustable ring

All Stainless steel
versions. Fits with
M5 screws.

This ring has a clock wise and counter clockwise turns on both ends. This is very hand for making minor adjustments to a hanging light when the light is not in line with the rest or needs to find a horizontal leveling. Not recommended for any wall mount options.

See Bellow for a detail instruction on how to use this option.



Figure 1: What's in the bag?

- 2 x M5 Bolts
- 2 x M5 nuts
- 2 x (9x15mm) Square washers
- 2 x M5 round washers
- 2 x M5 Turnbuckle
- 2 x M5 Reverse Eye Bolts.

Note: These eye bolts are reversed threaded to fit into the turnbuckle and can be inserted only on one side of the turnbuckle that has the marking (5) written on it.

Option 4:
Part #: 68LB-120-R1

Using the
Height Adjustable
turnbuckle and the
eye-bolt

All Stainless steel
versions. Size M5
Bolts and Nuts

This turnbuckle has a clockwise and counter clockwise turns on both ends. This is very handy for making minor adjustments to a hanging light when the light is not in line with the rest or needs to find a horizontal leveling.

Not recommended for any wall mount options.

1. Familiarize with the items inside the bag: See Figure 1: What's in the bag?
2. Assemble the M5 bolt and the rectangular washer, circular washer and the M5 nut like shown in Figure 2: insertion part sub assembly. .
3. Insert the assembly in to the Heat sink's top groove like shown in Figure 3. Make sure the rectangular washers are inside the heat-sink to prevent the light from falling. Then tighten the M5 Screw so its stays firmly on the desired position. You need 2 on each ends to hang the light to the ceiling. The distance from the edge can be anywhere you feel it will look good, but never less than 50mm from the edges.
4. After you have inserted both M5 bolts and secured firmly now please insert the Turnbuckles where it says "R" on them. If you try the other end of the turn buckle it will not go into the thread.
5. Insert the eye-bolt if didn't come assembled to the top of the turn-buckle as shown in Figure 4



Figure 2: Insertion part sub assembly



Figure 3: Inserted in the heat sink top groove.



Figure 4: Final assembly will looks like this and now you can hang the light to any ceiling where already has the hanging hooks.



Figure 5: Do not interchange the eye bolt and the turnbuckle with any other screws. This eye-bolt works only with this turn-buckle. One end must turn counter clock wise to function as an adjustable length device.

Warranty

U-Tron (Beijing) Electronics Co. Ltd., warrant the products listed below for a period of 36 months from the date of shipment to be free from defects in material or workmanship and to be of the kind and quality designated or specified in the purchase agreements. If any products do not meet the above warranty and the buyer promptly files a warranty claim U-Tron shall do the following:

U-Tron shall provide a 12 months “**No Questions Asked**” replacement of any faulty units at no charge to the customer. The time limit for exchange shall not exceed 30 days from the time a claim is filed by the buyers. The buyers shall return the faulty units within 30 days of filing the claim. The method of shipping back the faulty units to U-Tron shall be decided at that time by U-Tron and all shipping charges shall be borne by U-Tron.

At the end of the 12 month period U-Tron shall provide additional free **extended warranty** for another 24 months. During this 24 months time U-Tron shall repair or replace and re-certify every faulty unit reported. Shipping charges for sending the units to U-Tron shall be the responsibility of the Buyers and the Shipping charges to return the repaired goods to the buyer shall be borne by U-Tron. Time limit for repairs shall not exceed 60 days.

U-Tron at our own option can elect to provide replacement units at any desired percentage to be warehoused and logged by the buyers for timely service of the extended warranty replacements. When the warranty expires the bad units and the unused units shall be shipped back to U-Tron unless otherwise stipulated in the contract or purchase agreements. If the warehoused quantities become 90% used up or nearing the end of stock, the buyers shall ship back the faulty units to U-Tron. U-Tron shall rotate the spare parts inventory within 60 days of receiving from the buyers.

All warranty claims items shall be shipped to the buyers regardless of the geographical location, by air freight to the nearest airport, and any returning items can be shipped by sea or air freight at the request of U-Tron. If the customer fails to return the said faulty units within the time frame as instructed, it will be considered as sold and U-Tron reserves the rights to bill the customer for its full value.

U-Tron shall not bear any responsibilities with the buyers' customer claims or shall not bear any other expenses incurred other than the units' cost itself. Customer site un-installation and re-installation of any faulty units shall not be the responsibilities of U-Tron.

The warranties set forth herein shall be voided if the units have been 1) repaired or altered by any unauthorized person 2) subjected to misuse, negligence and accidents or operated in other than normal operation and use. 3) Connected, installed or modified in a manner not in accordance with U-Tron instructions.

